

# **ERIE COUNTY SHERIFF'S OFFICE**

## **ANNUAL REPORT FISCAL YEAR 2008**



**Terry M. Lyons, Sheriff**

# TABLE OF CONTENTS

• Executive Summary	3
• Organizational Chart	7
• Jail Division	8
• Operations Division	14
• Fiscal/Civil Division	27

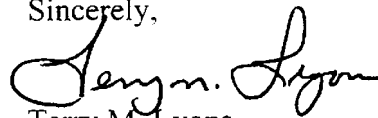
# EXECUTIVE SUMMARY

The Erie County Sheriff's Office 2008 Annual report covers in detail the many different duties and responsibilities of the Sheriff's Office. Despite the challenges of reduced budgets and staffing shortages, we continue daily to progress as a professional contemporary law enforcement agency in which the citizens of Erie County can be proud of.

None of our accomplishments would be possible if it were not for the dedication, commitment and hard work of the men and women who serve with me at the Sheriff's Office. Each day they put their lives on the line, sometimes working long hours, and are often away from their families in order to protect and serve our community.

As we look forward to the challenges of 2009, our mission remains unchanged. It is our goal to provide the citizens of Erie County with the most efficient, effective and professional law enforcement services possible!

Sincerely,

A handwritten signature in black ink that reads "Terry M. Lyons". The signature is written in a cursive style with a large initial "T" and "L".

Terry M. Lyons  
Sheriff

To those means, in 2008, calls for service increased by 1 % (16018) from 2007. At the same time it should be noted that major index crimes as reported to the F.B.I. such as: Homicides, Rapes, Robbery, Felonious Assault, Burglary and Breaking and Entering increased 13% from 2007 totals. In 2008 deputies served 1145 warrants.

Keeping Erie County roads safer continues to be a major emphasis for the Sheriff's Office. We accomplish this mission by keeping a visible and active law enforcement presence throughout all of Erie County. Impaired driving arrests numbered 125 an increase of 12%. We also issued 2098 traffic warnings and performed over 209 residence and personal welfare checks.

Overcrowding at the Erie County Jail continues to be of great concern. In 2008, 4428 persons were booked into the jail. The average daily population was 121 inmates per day an increase of 4 % from 2007. The number of individuals waiting to serve their jail sentence is 272. The release mechanism put in place in 2004 to help alleviate overcrowding led to the early release of 233 inmates in 2008. The Erie Commissioners approved \$200,000.00 for housing inmates outside of Erie County in 2008. A permanent solution to this problem must be found.

There were 424 sheriff sales in Erie County in 2008. This reflects a 1% decrease from 2007.

There were a total of 357 investigative case files opened in 2008 and a total of 203 investigative cases closed.

A total of \$9,368.40 worth of confiscated, seized and outdated county property was sold on Gov.deals.com.

## 2008 POINTS OF INTEREST

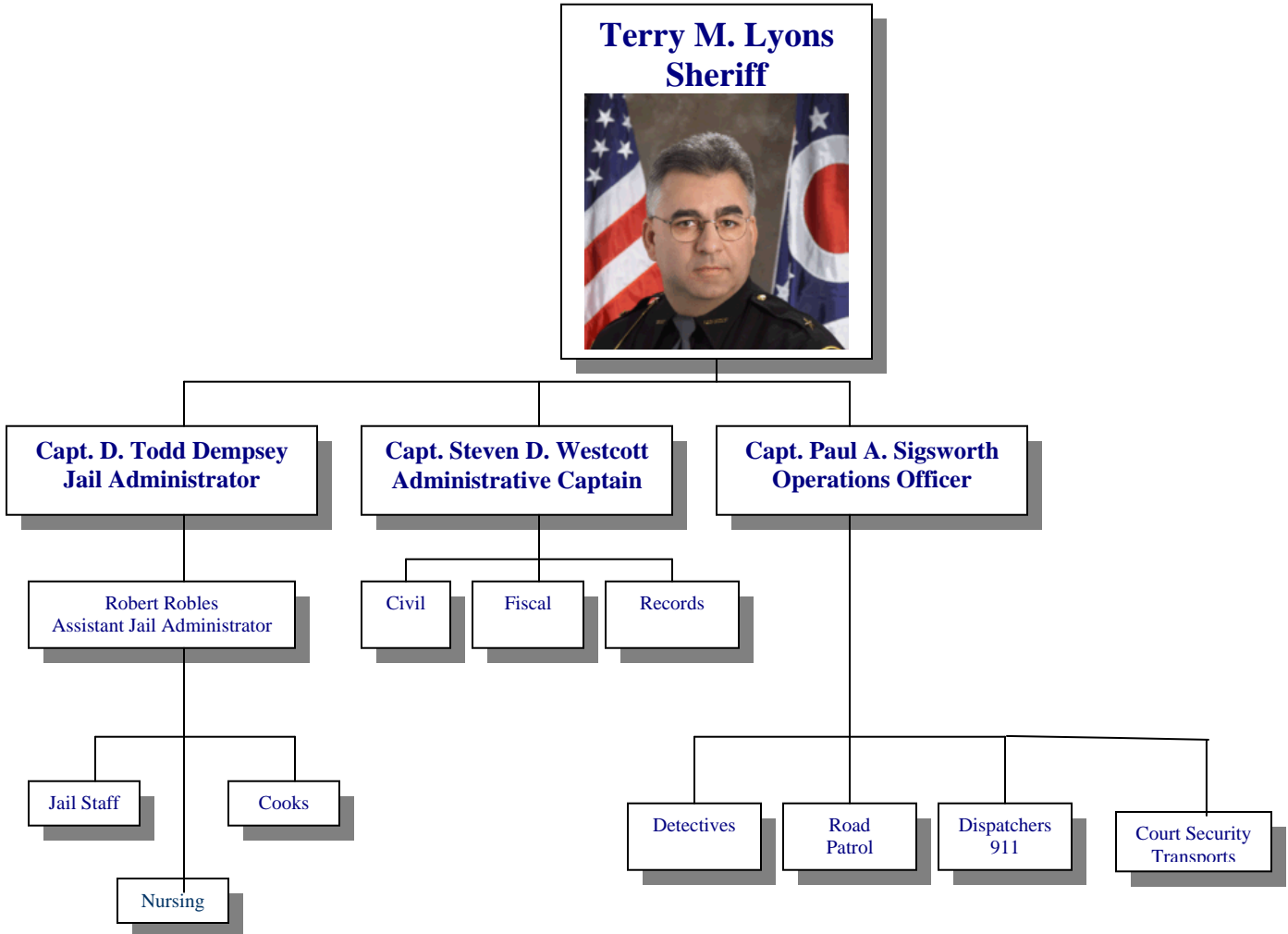
- The Sheriff's Office strives to provide the same level of service with reductions in staff resulting from the austerity program. (As of 2008 3 full time deputy positions remain unfunded)
- We continue to provide D.A.R.E. programs to middle school students in both the Berlin-Milan and Margareta School Districts.
- Through joint cooperation with EHOVE and a \$36,000.00 grant from OCJS, a deputy sheriff continues to be assigned as a Student Resource Officer at EHOVE for the 8<sup>th</sup> consecutive year.
- Our 6th Citizens' Police Academy was conducted.



- We continue to partner with the various townships in utilizing 9 sub-stations that have been established.
- Continued to partner with Huron Township in contracting for police services.
- Continued to partner with Firelands University in contracting for police services.
- Added a Student Resource Officer at the North Point Educational School.

# ERIE COUNTY SHERIFF'S OFFICE

## Organizational Chart



# JAIL DIVISION

Captain Todd Dempsey is the Erie County Jail Administrator and Mr. Robert Robles is the Assistant Jail Administrator. Together they oversee the operations of this full service facility which is certified by the State of Ohio.

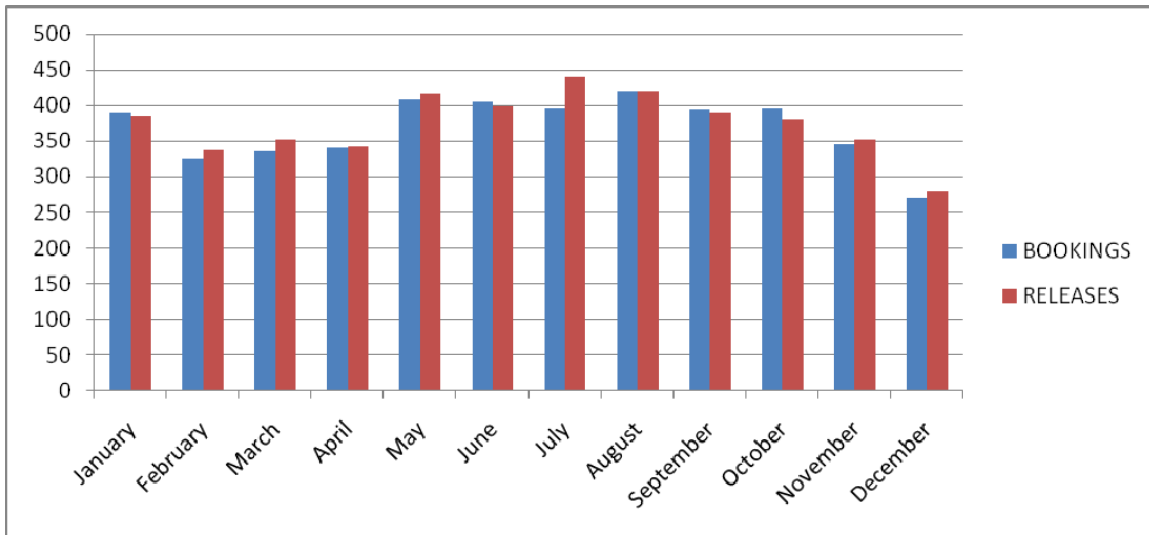
The jail staff is authorized at twenty-five (25), twenty-four (24) full time Corrections Officers and one (1) Deputy Sheriff Sergeant. Intermittent Corrections Officers number six (6) in the Jail Division. Four (4) full time Food Service Workers feed the jail population. Full time Nursing Staff are available at the facility seven days per week.

Based on the jails average daily population of 121 and the serving of three meals per day 131,400 meals were served in 2008. Based on the cost of the food, wages and fringe benefits, meals cost \$556,898.00

# JAIL DIVISION STATISTICS

## 2008 Bookings and Releases

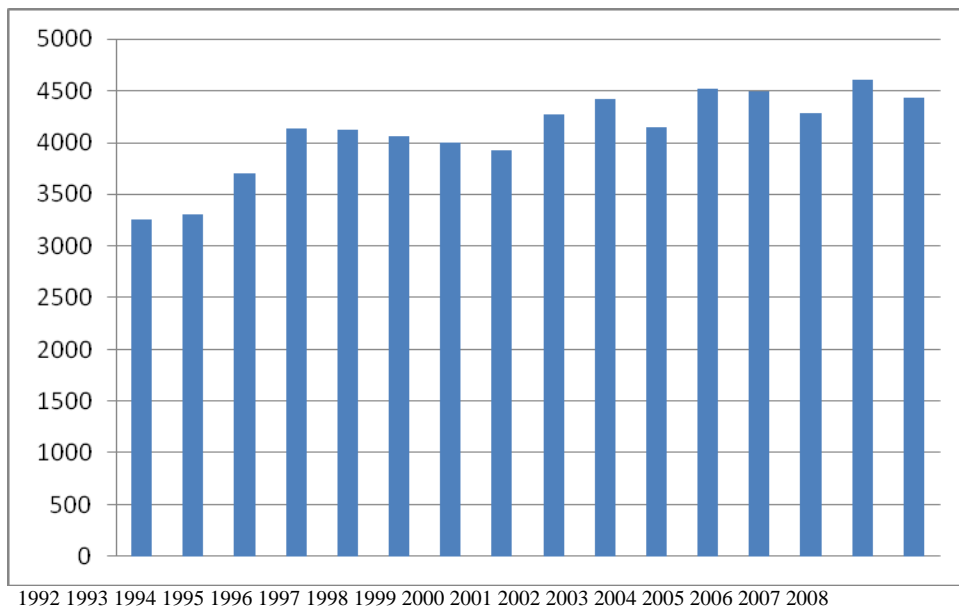
	<b>Bookings</b>	<b>Releases</b>
<b>January</b>	<b>390</b>	<b>385</b>
<b>February</b>	<b>326</b>	<b>337</b>
<b>March</b>	<b>335</b>	<b>352</b>
<b>April</b>	<b>341</b>	<b>342</b>
<b>May</b>	<b>409</b>	<b>417</b>
<b>June</b>	<b>406</b>	<b>399</b>
<b>July</b>	<b>396</b>	<b>441</b>
<b>August</b>	<b>420</b>	<b>421</b>
<b>September</b>	<b>393</b>	<b>391</b>
<b>October</b>	<b>395</b>	<b>380</b>
<b>November</b>	<b>346</b>	<b>352</b>
<b>December</b>	<b>271</b>	<b>279</b>
<b>Total</b>	<b>4428</b>	<b>4496</b>
<b>Average</b>	<b>369</b>	<b>375</b>



# JAIL DIVISION STATISTICS

## 1993 – 2008 BOOKINGS BY YEAR

<b>1993</b>	<b>3257</b>
<b>1994</b>	<b>3309</b>
<b>1995</b>	<b>3695</b>
<b>1996</b>	<b>4135</b>
<b>1997</b>	<b>4117</b>
<b>1998</b>	<b>4061</b>
<b>1999</b>	<b>3995</b>
<b>2000</b>	<b>3928</b>
<b>2001</b>	<b>4272</b>
<b>2002</b>	<b>4422</b>
<b>2003</b>	<b>4148</b>
<b>2004</b>	<b>4519</b>
<b>2005</b>	<b>4494</b>
<b>2006</b>	<b>4277</b>
<b>2007</b>	<b>4603</b>
<b>2008</b>	<b>4428</b>

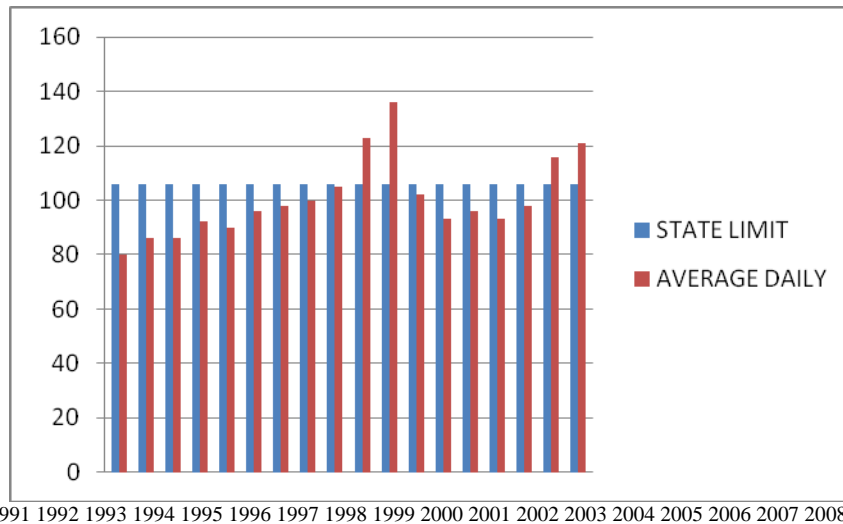


# JAIL DIVISION STATISTICS

1991 - 2008

## AVERAGE DAILY POPULATION BY YEAR

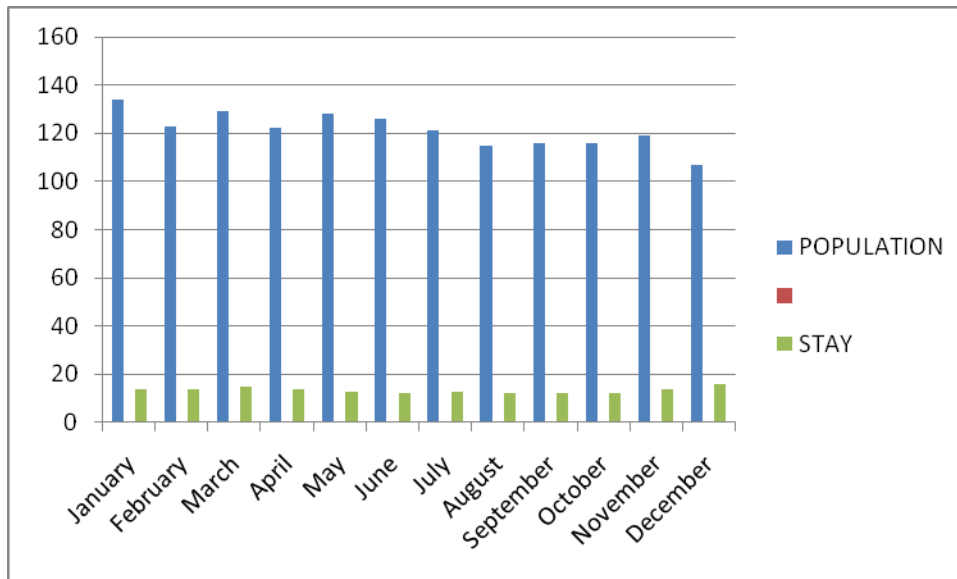
<b>1991</b>	<b>80.2</b>
<b>1992</b>	<b>85.7</b>
<b>1993</b>	<b>85.9</b>
<b>1994</b>	<b>91.9</b>
<b>1995</b>	<b>90.3</b>
<b>1996</b>	<b>95.8</b>
<b>1997</b>	<b>98.2</b>
<b>1998</b>	<b>99.5</b>
<b>1999</b>	<b>105</b>
<b>2000</b>	<b>123</b>
<b>2001</b>	<b>136</b>
<b>2002</b>	<b>102</b>
<b>2003</b>	<b>93</b>
<b>2004</b>	<b>96</b>
<b>2005</b>	<b>93</b>
<b>2006</b>	<b>98</b>
<b>2007</b>	<b>116</b>
<b>2008</b>	<b>121</b>



# JAIL DIVISION STATISTICS

## 2008 AVERAGE DAILY POPULATION AND AVERAGE STAY

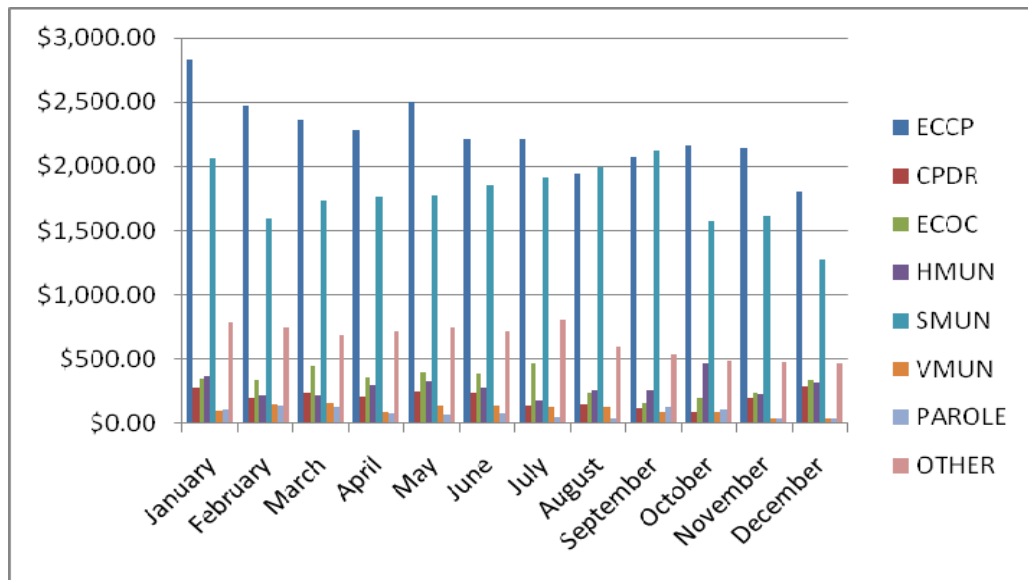
	POPULATION	STAY
<b>January</b>	<b>134</b>	<b>14</b>
<b>February</b>	<b>123</b>	<b>14</b>
<b>March</b>	<b>129</b>	<b>15</b>
<b>April</b>	<b>122</b>	<b>14</b>
<b>May</b>	<b>128</b>	<b>13</b>
<b>June</b>	<b>126</b>	<b>12</b>
<b>July</b>	<b>121</b>	<b>13</b>
<b>August</b>	<b>115</b>	<b>12</b>
<b>September</b>	<b>116</b>	<b>12</b>
<b>October</b>	<b>116</b>	<b>12</b>
<b>November</b>	<b>119</b>	<b>14</b>
<b>December</b>	<b>107</b>	<b>16</b>
<b>Average</b>	<b>121</b>	<b>13</b>



# JAIL DIVISION STATISTICS

## MEAL AND TURNKEY

	ECCP	CPDR	ECOC	HMUN	SMUN	VMUN	PAROLE	OTHER
January	\$2,828.00	\$280.00	\$349.00	\$365.00	\$2,062.00	\$98.00	\$111.00	\$790.00
February	\$2,473.00	\$195.00	\$334.00	\$222.00	\$1,598.00	\$148.00	\$140.00	\$744.00
March	\$2,367.00	\$243.00	\$453.00	\$216.00	\$1,739.00	\$163.00	\$133.00	\$688.00
April	\$2,286.00	\$210.00	\$361.00	\$300.00	\$1,766.00	\$87.00	\$84.00	\$713.00
May	\$2,505.00	\$249.00	\$399.00	\$326.00	\$1,774.00	\$139.00	\$74.00	\$751.00
June	\$2,209.00	\$242.00	\$388.00	\$278.00	\$1,855.00	\$138.00	\$78.00	\$720.00
July	\$2,217.00	\$137.00	\$468.00	\$177.00	\$1,918.00	\$125.00	\$48.00	\$805.00
August	\$1,946.00	\$148.00	\$243.00	\$257.00	\$1,989.00	\$130.00	\$41.00	\$597.00
September	\$2,073.00	\$120.00	\$159.00	\$263.00	\$2,120.00	\$86.00	\$129.00	\$542.00
October	\$2,162.00	\$89.00	\$202.00	\$468.00	\$1,575.00	\$90.00	\$109.00	\$488.00
November	\$2,141.00	\$202.00	\$238.00	\$232.00	\$1,618.00	\$42.00	\$40.00	\$481.00
December	\$1,800.00	\$289.00	\$335.00	\$323.00	\$1,278.00	\$38.00	\$39.00	\$472.00
<b>TOTALS</b>	<b>\$27,007.00</b>	<b>\$2,404.00</b>	<b>\$3,929.00</b>	<b>\$3,427.00</b>	<b>\$21,292.00</b>	<b>\$1,284.00</b>	<b>\$1,026.00</b>	<b>\$7,791.00</b>



# **OPERATIONS DIVISION**

Captain Paul Sigsworth heads the Operations Division of the Erie County Sheriff's Office. He graduated from the 216<sup>th</sup> session of the FBI National Academy in 2005.

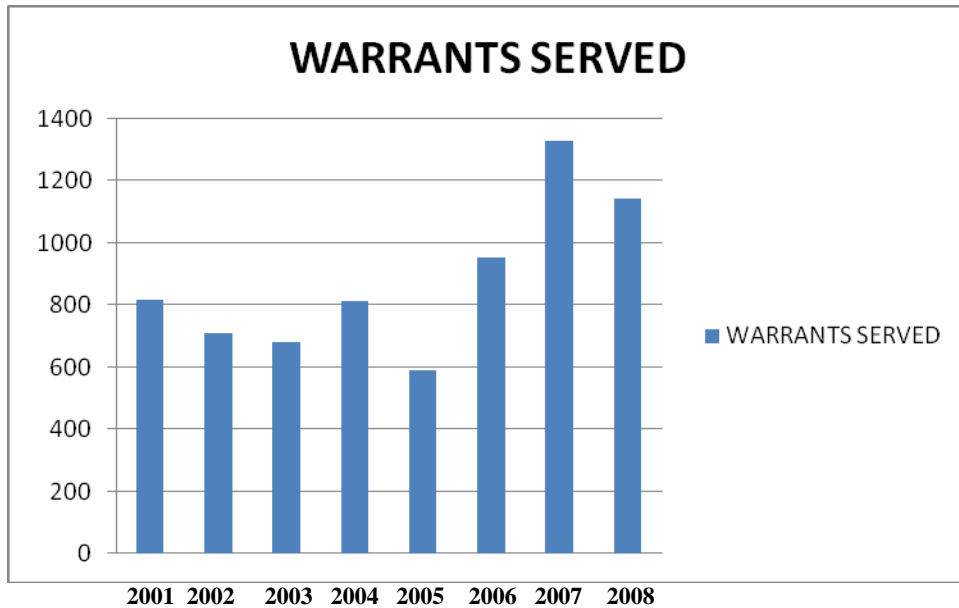
The Operations Division is composed of Uniformed Deputies, the Detective Bureau and Communications Officers. Road Deputies number twenty five (25) inclusive of contract positions with an additional two (2) Deputies assigned to the Detective Bureau. The Erie County Sheriff's Office also provides five (5) Uniformed Deputies at the Erie County Court House as security and prisoner transport. In addition there is one (1) Deputy assigned to the Erie County Highway Department to enforce road load limits. There are presently six (6) Communications Officers.

In 2008 a thorough inventory was completed in the evidence room.

# OPERATIONS DIVISION STATISTICS

## WARRANTS SERVED BY YEAR

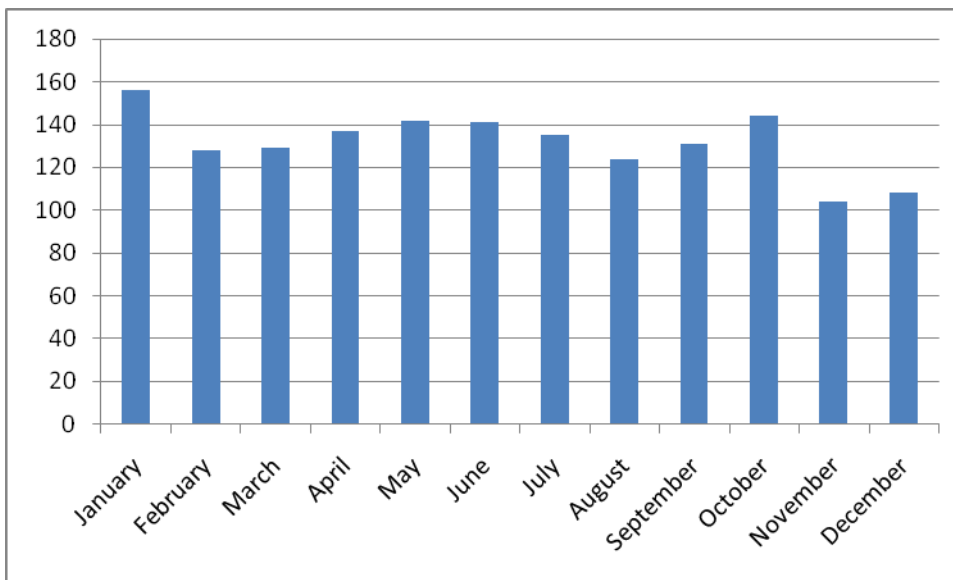
<b>2001</b>	<b>816</b>
<b>2002</b>	<b>710</b>
<b>2003</b>	<b>681</b>
<b>2004</b>	<b>812</b>
<b>2005</b>	<b>859</b>
<b>2006</b>	<b>955</b>
<b>2007</b>	<b>1330</b>
<b>2008</b>	<b>1145</b>



# OPERATIONS DIVISION STATISTICS

## 2008 PRISONER TRANSPORTS

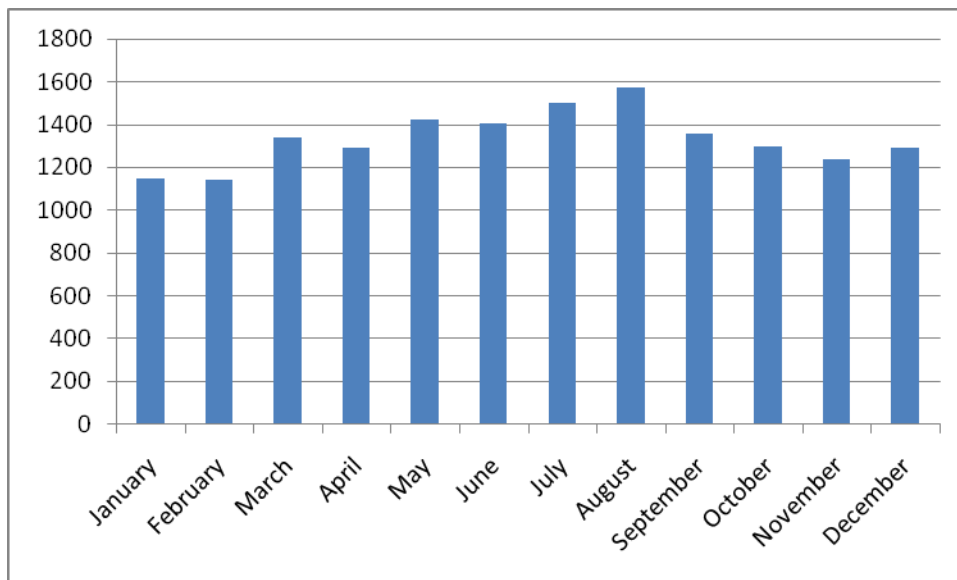
<b>January</b>	<b>156</b>
<b>February</b>	<b>128</b>
<b>March</b>	<b>129</b>
<b>April</b>	<b>137</b>
<b>May</b>	<b>142</b>
<b>June</b>	<b>141</b>
<b>July</b>	<b>135</b>
<b>August</b>	<b>124</b>
<b>September</b>	<b>131</b>
<b>October</b>	<b>144</b>
<b>November</b>	<b>104</b>
<b>December</b>	<b>108</b>
<b>Totals</b>	<b>1579</b>



# OPERATIONS DIVISION STATISTICS

## 2008 CLASSIFIED COMPLAINT CALLS

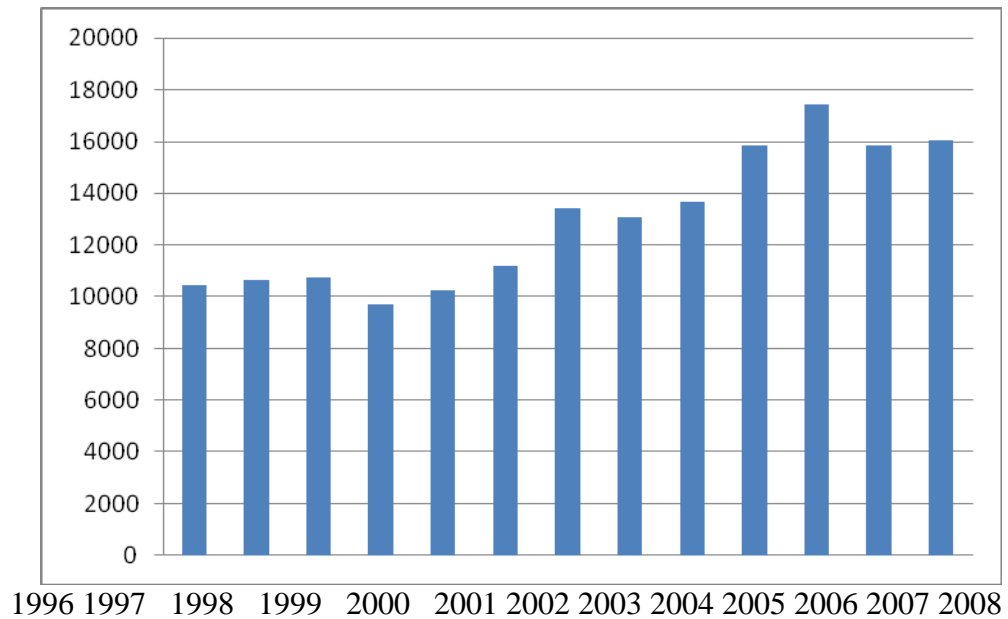
<b>January</b>	<b>1148</b>
<b>February</b>	<b>1144</b>
<b>March</b>	<b>1340</b>
<b>April</b>	<b>1292</b>
<b>May</b>	<b>1423</b>
<b>June</b>	<b>1406</b>
<b>July</b>	<b>1503</b>
<b>August</b>	<b>1571</b>
<b>September</b>	<b>1359</b>
<b>October</b>	<b>1300</b>
<b>November</b>	<b>1240</b>
<b>December</b>	<b>1293</b>
<b>Totals</b>	<b>16019</b>



# OPERATIONS DIVISION STATISTICS

## CLASSIFIED COMPLAINT CALLS BY YEAR

<b>1996</b>	<b>10440</b>
<b>1997</b>	<b>10668</b>
<b>1998</b>	<b>10734</b>
<b>1999</b>	<b>9699</b>
<b>2000</b>	<b>10239</b>
<b>2001</b>	<b>11166</b>
<b>2002</b>	<b>13413</b>
<b>2003</b>	<b>13085</b>
<b>2004</b>	<b>13663</b>
<b>2005</b>	<b>15837</b>
<b>2006</b>	<b>17410</b>
<b>2007</b>	<b>15865</b>
<b>2008</b>	<b>16019</b>

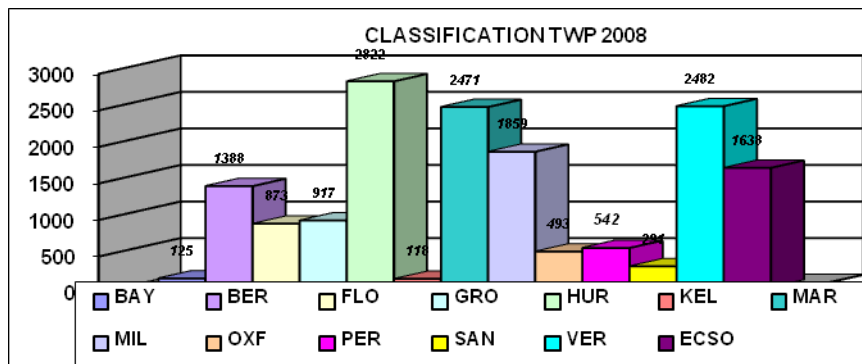


# OPERATIONS DIVISION STATISTICS

## CLASSIFIED COMPLAINT CALLS BY POLITICAL SUBDIVISION

<b>Huron Township</b>	<b>2822</b>
<b>Vermilion Township</b>	<b>2482</b>
<b>Margaretta Township</b>	<b>2471</b>
<b>Milan Township</b>	<b>1859</b>
<b>Erie County Sheriff's Office</b>	<b>1638</b>
<b>Berlin Township</b>	<b>1388</b>
<b>Groton Township</b>	<b>917</b>
<b>Florence Township</b>	<b>873</b>
<b>Perkins Township</b>	<b>542</b>
<b>Oxford Township</b>	<b>493</b>
<b>Sandusky</b>	<b>291</b>
<b>Bay View</b>	<b>125</b>
<b>Kelleys Island</b>	<b>118</b>

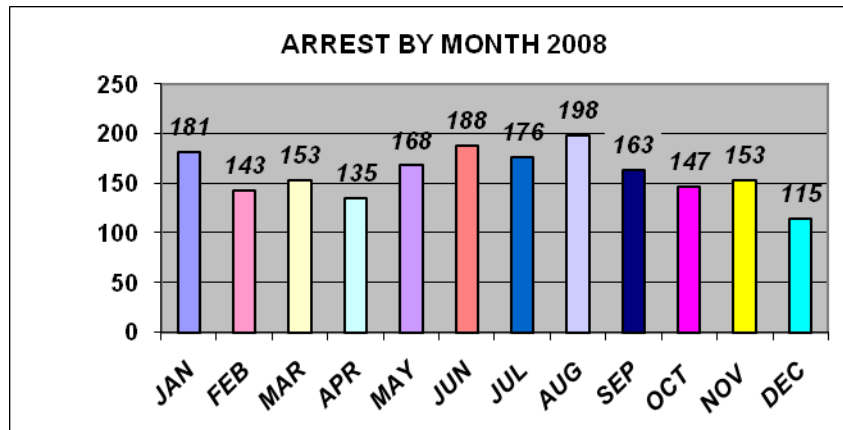
**TOTALS** **16019**



# OPERATIONS DIVISION STATISTICS

## ARRESTS

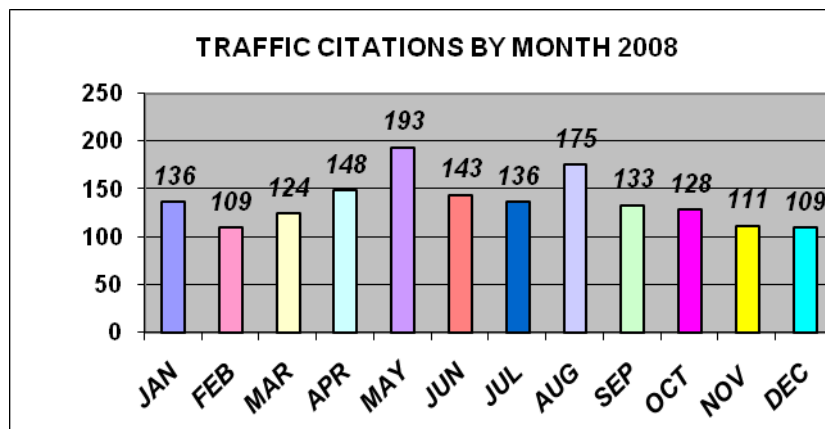
<b>January</b>	<b>181</b>
<b>February</b>	<b>143</b>
<b>March</b>	<b>153</b>
<b>April</b>	<b>135</b>
<b>May</b>	<b>168</b>
<b>June</b>	<b>188</b>
<b>July</b>	<b>176</b>
<b>August</b>	<b>198</b>
<b>September</b>	<b>163</b>
<b>October</b>	<b>147</b>
<b>November</b>	<b>153</b>
<b>December</b>	<b>115</b>
<b>Totals</b>	<b>1920</b>



# OPERATIONS DIVISION STATISTICS

## TRAFFIC CITATIONS ISSUED

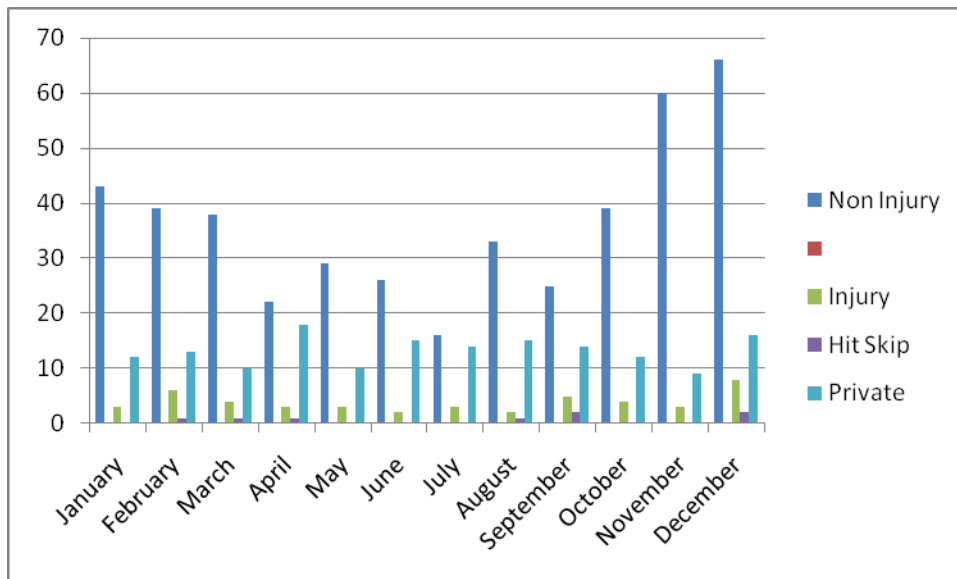
<b>January</b>	<b>136</b>
<b>February</b>	<b>109</b>
<b>March</b>	<b>124</b>
<b>April</b>	<b>148</b>
<b>May</b>	<b>193</b>
<b>June</b>	<b>143</b>
<b>July</b>	<b>136</b>
<b>August</b>	<b>175</b>
<b>September</b>	<b>133</b>
<b>October</b>	<b>128</b>
<b>November</b>	<b>111</b>
<b>December</b>	<b>109</b>
<b>Total</b>	<b>1645</b>



# OPERATIONS DIVISION STATISTICS

## TRAFFIC ACCIDENTS

	Non Injury	Injury	Hit Skip	Private
<b>January</b>	<b>43</b>	<b>3</b>	<b>0</b>	<b>12</b>
<b>February</b>	<b>39</b>	<b>6</b>	<b>1</b>	<b>13</b>
<b>March</b>	<b>38</b>	<b>4</b>	<b>1</b>	<b>10</b>
<b>April</b>	<b>22</b>	<b>3</b>	<b>1</b>	<b>18</b>
<b>May</b>	<b>29</b>	<b>3</b>	<b>0</b>	<b>10</b>
<b>June</b>	<b>26</b>	<b>2</b>	<b>0</b>	<b>15</b>
<b>July</b>	<b>16</b>	<b>3</b>	<b>0</b>	<b>14</b>
<b>August</b>	<b>33</b>	<b>2</b>	<b>1</b>	<b>15</b>
<b>September</b>	<b>25</b>	<b>5</b>	<b>2</b>	<b>14</b>
<b>October</b>	<b>39</b>	<b>4</b>	<b>0</b>	<b>12</b>
<b>November</b>	<b>60</b>	<b>3</b>	<b>0</b>	<b>9</b>
<b>December</b>	<b>66</b>	<b>8</b>	<b>2</b>	<b>16</b>
<b>Totals</b>	<b>436</b>	<b>46</b>	<b>8</b>	<b>158</b>



# COMPLAINT CLASSIFICATIONS

TRAFFIC VIOLATIONS/ENFORCE	3759	OPEN DOOR/WINDOW	38
ASSIST FD /SQUAD	1480	LITTERING COMPLAINT	32
ASSIST LAW ENFORCEMENT	1288	TRAFFIC DETAILS	31
DISABLED VEHICLES	918	FIREWORKS	29
SEX OFFENSE	737	BLOCKED TRAIN CROSSINGS	25
MESSAGE DELIVERY	730	ASSIST CHILDREN SERVICES	24
SUSPICIOUS VEHICLE/PERSON	661	LIQUOR VIOLATION	22
ASSISTANCE TO PUBLIC	571	FEL ASSAULT	18
COMMERICAL/RESIDENTAL ALARM	517	SUICIDE/ATTEMPT INCLUDED	18
NON-INJURY ACCIDENT	436	MISSING PERSON	15
ROAD OBSTRUCTION/HAZARD	431	WEAPONS OFFENSE	13
LARCENY/THEFT	409	VEHICLE LOCKOUT	13
ANIMAL COMPLAINT	392	DEATH INVESTIGATION	12
DOMESTIC	308	UNAUTHORIZED USE MOTOR VEH	10
VANDALISM	278	DOG BITE	10
911 HANG UP-DEPUTY CHECK	263	HIT SKIP ACCIDENT	8
DISORDERLY CONDUCT	221	CHILD ENDANGERING	7
TELECOMMUNICATION HARASS	180	ROBBERY	5
ASSIST WITH ACCIDENT	179	OFFENSES AGAINST PUBLIC	5
WELFARE CHECK	178	HUNTING COMPLAINT	5
PRIVATE PROP ACCIDENT	158	FORGERY	4
LOUD MUSIC/NOISE COMPLAINT	138	RECEIVING STOLEN PROP	4
COURT ORDERED ACTION	127	RAPE	3
DUI/OMVI	125	ABDUCTION/UNLAWFUL RESTRAINT	3
ATV/SNOWMOBILE/DIRTBIKE COMP	122	IMMOBILIZATION	3
TRESPASSER	113	EMBEZZLEMENT	2
BURGLARY	107	HOMICIDE	1
DRUG OFFENSE	102	ARSON	1
THREATS & HARASSMENT	91	NUISANCE COMPLAINT	1
UNRULY JUVENILE	79	BURNING COMPLAINT	1
FRAUD/PASSING BAD CHECKS	75	FALSIFICATION	1
BREAKING & ENTERING	74	JUVENILE TOBACCO	1
LOST,FOUND,RECOVERED PROP	71	GAMBLING	0
SIMPLE ASSAULTS	69	CHILD ABUSE	0
PROWLER	50	RIOT	0
PARKING COMPLAINTS	47	BOMB THREAT	0
INJURY ACCIDENT	46	BLOOD RUNS	0
CONSUMING UNDERAGE	44	ESCAPE	0
MENTAL SUBJECT/TRANSPORTS	41	BIOHAZARD	0
MOTOR VEHICLE THEFT	39	TERRORIST THREAT/INFORMATION	0

# OPERATIONS DIVISION

## STATISTICS

### COMPLAINT CLASSIFICATIONS BY YEAR

TOTAL CLASSIFICATION BY YEAR	<u>1999</u>	<u>2000</u>	<u>2001</u>	<u>2002</u>	<u>2003</u>	<u>2004</u>	<u>2005</u>	<u>2006</u>	<u>2007</u>	<u>2008</u>
HOMICIDE	2	3	0	0	0	1	0	0	0	1
RAPE	5	8	3	1	11	5	5	2	2	3
ROBBERY	2	1	2	3	4	4	2	4	1	5
FEL ASSAULT	4	3	17	17	10	11	6	8	12	18
BURGLARY	73	71	104	88	71	87	84	86	99	107
BREAKING & ENTERING	61	58	89	91	79	63	68	83	65	74
LARCENY	313	347	327	295	289	379	310	332	331	409
MOTOR VEHICLE THEFT	13	40	31	29	21	20	23	16	17	39
UNAUTHORIZED USE MOTOR VEH	10	13	20	14	7	7	2	8	4	10
ARSON	14	4	9	8	2	7	6	12	4	1
THREATS & HARASSMENT	118	122	129	138	117	101	123	84	107	91
SIMPLE ASSAULTS	72	92	78	65	78	65	67	68	68	69
FORGERY	3	4	6	10	12	10	11	9	6	4
FRAUD/PASSING BAD CHECKS	18	17	17	21	9	32	35	26	56	75
EMBEZZLEMENT	0	3	0	1	0	1	4	1	1	2
RECEIVING STOLEN PROP	1	1	0	7	2	7	11	9	4	4
VANDALISM	262	310	314	271	268	296	300	334	267	278
WEAPONS OFFENSE	16	9	16	17	27	21	13	7	7	13
SEX OFFENSE	32	59	116	86	57	63	318	320	384	737
DRUG OFFENSE	55	48	62	68	81	83	67	97	119	102
GAMBLING	0	0	0	0	1	2	0	0	0	0
DOMESTIC	283	310	309	289	265	275	328	264	311	308
UNRULY JUVENILE	109	94	132	105	97	101	96	99	96	79
CHILD ABUSE	9	10	5	8	8	7	0	0	0	0
CHILD ENDANGERING	3	8	7	1	4	3	6	4	7	7
DUI/OMVI	46	59	28	58	71	89	75	83	112	125
LIQUOR VIOLATION	10	13	22	19	10	13	11	10	11	22
CONSUMING UNDERAGE	32	35	35	39	39	49	31	47	44	44
DISORDERLY CONDUCT	27	40	49	40	47	52	99	194	188	221
ANIMAL COMPLAINT	226	283	368	369	322	402	406	393	467	392
DOG BITE	8	9	8	8	15	13	20	13	5	10
TELECOMMUNICATION HARASS	132	123	126	147	144	145	166	155	153	180
OFFENSES AGAINST PUBLIC	3	5	7	3	1	10	6	3	8	5

RIOT	0	0	0	0	0	0	0	0	0	0
BOMB THREAT	0	0	1	2	1	0	1	1	4	0
NUISANCE COMPLAINT	71	123	99	118	142	111	47	34	9	1
SUSPICIOUS VEHICLE/PERSON	539	489	698	800	758	742	792	791	745	661
HUNTING COMPLAINT	35	23	17	23	18	10	12	23	9	5
PROWLER	45	44	42	64	62	58	47	52	35	50
TRESPASSER ATV/SNOWMOBILE/DIRTBIKE COMP	X	117	158	144	148	95	92	110	82	113
LOUD MUSIC/NOISE COMPLAINT	22	93	132	125	160	126	108	149	108	122
FIREFWORKS	96	153	127	156	139	159	111	138	145	138
BURNING COMPLAINT	22	32	29	44	49	43	41	51	35	29
LITTERING COMPLAINT	19	42	28	28	18	3	1	0	0	1
VEHICLE PARKED IN LOT ABDUCTION/UNLAWFUL RESTRAINT	30	19	22	39	42	35	32	32	31	32
MISSING PERSON	485	675	0	0	0	0	0	0	0	0
DEATH INVESTIGATION	0	1	1	0	1	3	0	3	0	3
SUICIDE /ATTEMPT INCLUDED	17	40	25	14	17	36	24	24	32	15
NON-INJURY ACCIDENT	18	19	21	16	21	16	19	23	17	12
INJURY ACCIDENT	31	38	31	35	43	43	12	14	20	18
HIT SKIP ACCIDENT	92	116	163	220	373	341	437	431	458	436
PRIVATE PROP ACCIDENT	16	13	14	33	50	38	59	43	57	46
TRAFFIC VIOLATIONS/ENFORCE	34	16	15	23	31	31	9	2	3	8
DISABLED VEHICLES	102	140	143	154	130	153	125	116	135	158
ROAD OBSTRUCTION	1728	1540	2563	4427	4154	4492	4359	5561	4364	3759
TRAFFIC DETAILS	1073	822	922	946	916	906	891	870	949	918
PARKING COMPLAINTS	319	250	257	326	340	349	390	433	353	431
COURT ORDERD ACTION	29	19	7	10	16	53	70	81	58	31
IMMOBILIZATION	33	26	37	35	54	64	42	43	42	47
LOST,FOUND,RECOVER PROP	130	185	85	67	75	160	179	140	121	127
ASSIST LAW ENFORCEMENT	11	0	4	7	3	2	3	7	1	3
ASSIST WITH ACCIDENT	108	103	99	82	86	89	77	98	77	71
ASSISTANCE TO PUBLIC	506	591	627	582	562	648	1316	1252	1185	1288
ASSIST FD/SQUAD	310	325	323	326	327	289	271	218	194	179
BLOOD RUNS	606	678	624	617	543	552	507	478	414	571
BLOCKED TRAIN CROSSINGS	199	220	327	491	485	503	1204	1416	1374	1480
MESSAGE DELIVERY	3	3	10	0	1	1	0	0	0	0
WELFARE CHECK	32	106	50	42	45	59	83	80	91	25
911 HANG UP-DEP/DISP CHECK	26	88	66	57	66	57	775	819	744	730
VEHICLE LOCKOUT	66	76	68	107	118	142	207	222	173	178
	121	139	141	160	194	215	253	288	278	263
	28	26	22	20	16	14	12	6	17	13

<b>COMMERCAL/RESIDENTAL ALARM</b>	491	479	531	607	588	516	447	491	449	517
<b>OPEN WINDOW/DOOR</b>	96	123	129	83	87	55	52	65	45	38
<b>MENTAL SUBJECT/TRANSPORTS</b>	25	33	43	45	21	22	19	13	32	41
<b>ASSIST CHILDREN SERVICES</b>	7	7	8	5	3	6	1	20	9	24
<b>ESCAPE</b>	0	3	2	5	3	1	3	2	2	0
<b>FALSIFICATION</b>	0	2	4	3	2	1	2	2	3	1
<b>BIOHAZARD</b>	0	0	14	2	2	2	0	0	0	0
<b>TERRORIST THREAT</b>	0	0	3	4	0	0	0	0	0	0
<b>JUVENILE TOBACCO</b>	0	0	0	1	2	4	0	1	0	1
<b>TOTAL CLASSIFICATION</b>	<b>9699</b>	<b>10239</b>	<b>11166</b>	<b>13413</b>	<b>13085</b>	<b>13663</b>	<b>15837</b>	<b>17410</b>	<b>15856</b>	<b>16019</b>

# FISCAL/CIVIL DIVISION

Captain Steven D. Westcott, Administrative Captain, heads the Erie County Sheriff's Office Fiscal/Civil Division. The Division is responsible for all fiscal, civil, personnel, records, sex offender registration, grants, fingerprinting and concealed handgun permit operations. There are four (4) full time administrative employees in this Division.

Civilian fingerprinting once done by Corrections Staff using ink and paper was modernized in fiscal 2002. This responsibility was re-assigned to the Fiscal/Civil Division in 2003 and continues to be the responsibility of the Fiscal/Civil Division. The program called WebCheck© allows for all civilian fingerprinting to be done electronically at the Sheriff's Office and the information transmitted over a secure internet connection to BCI&I. The largest advantage for those fingerprinted is that the amount of time it takes to process the fingerprints was reduced from 30 days to 5 days. In fiscal 2008 there were 2007 civilian fingerprints completed through WebCheck©, a 77 % increase from the prior year.

In April of 2004 Ohio's Concealed Carry Law became effective. In the nine months of 2004 that Ohioans could carry concealed handguns, the Erie County Sheriff's office issued 508 licenses. In 2005 the number decreased to 208, in 2006 it increased to 226, in 2007 remained the same as 2006 at 226 and in 2008 increased to 893, an increase of 295%. This increase is attributed to the year 2008 being a license renewal year and an increase in adjoining county license holders renewing in Erie County.

# FISCAL/CIVIL DIVISION STATISTICS

## SEXUAL OFFENDERS REGISTERED

	2000	2001	2002	2003	2004	2005	2006	2007	2008
SEXUAL PREDATORS	1	2	2	5	5	6	7	7	
HABITUAL OFFENDERS WITH NOTIFICATION	0	1	7	7	6	6	6	9	
HABITUAL OFFENDERS WITH OUT NOTIFICATION	1	8	3	4	1	2	1	2	
SEXUALLY ORIENTED OFFENDERS	49	77	87	109	93	96	114	123	
TIER I - OFFENDERS									46
TIER II - OFFENDERS									82
TIER III - OFFENDERS									59
TOTALS	51	88	99	125	105	110	128	141	187

The Ohio Legislature enacted Ohio Revised Code Chapter 2950, the Sex Offender Registration law, in 1997. This law requires persons convicted of specified crimes and designated as a Sexual Predator, Habitual Sex Offender or Sexually Oriented Offender, to register with the Sheriff of the county in which they will reside. This registration procedure takes place upon release from a term of imprisonment or, if not imprisoned, then upon moving into a county after conviction.

Starting in 2005 the Erie County Sheriff's Office began the policy of collecting registration fees as prescribed by the Ohio Revised Code. In 2008 a total of \$950.00 in registration fees were collected. Also in 2008 there were a total of 612 registrations performed and 186 follow ups made with the Registered Sex Offenders.

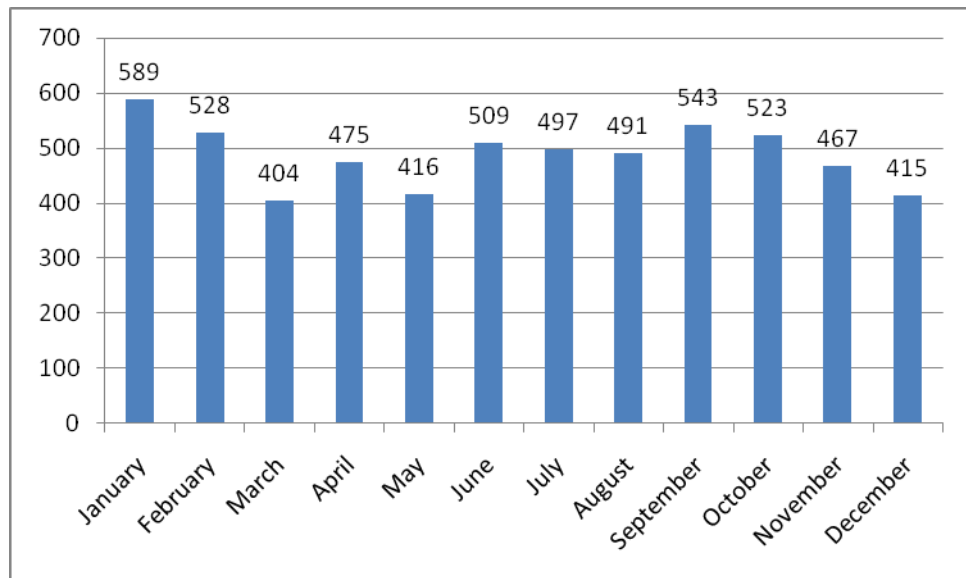
Starting in January 1, 2008 the Adam Walsh Act was implemented in Ohio. It changed the structure of how the offenders were classified. The Tier System was implemented with Tier I Offenders being the least serious class and Tier III Offenders being the most serious class. Community notifications are performed on Tier III Offenders.

Details of this legislation and Meagan's Law can be found at the Erie County Sheriff's Office Web Site which is located at <http://www.erie-county-ohio.net/Sheriff/soffender/>

# FISCAL/CIVIL DIVISION STATISTICS

## CIVIL WRITS RECEIVED

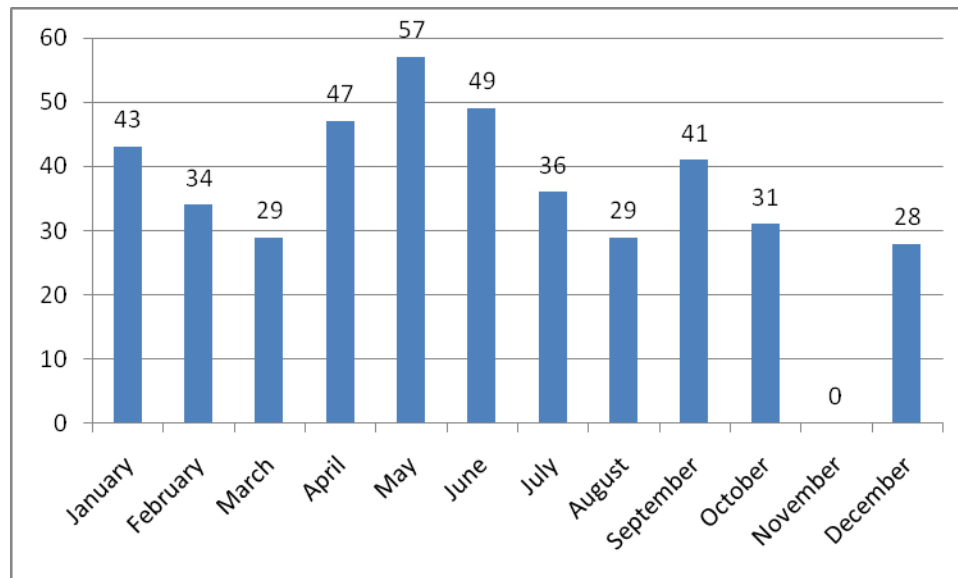
<b>January</b>	<b>589</b>
<b>February</b>	<b>528</b>
<b>March</b>	<b>404</b>
<b>April</b>	<b>475</b>
<b>May</b>	<b>416</b>
<b>June</b>	<b>509</b>
<b>July</b>	<b>497</b>
<b>August</b>	<b>491</b>
<b>September</b>	<b>543</b>
<b>October</b>	<b>523</b>
<b>November</b>	<b>467</b>
<b>December</b>	<b>415</b>
<b>Totals</b>	<b>5857</b>



# FISCAL/CIVIL DIVISION STATISTICS

## SHERIFF SALES 2008

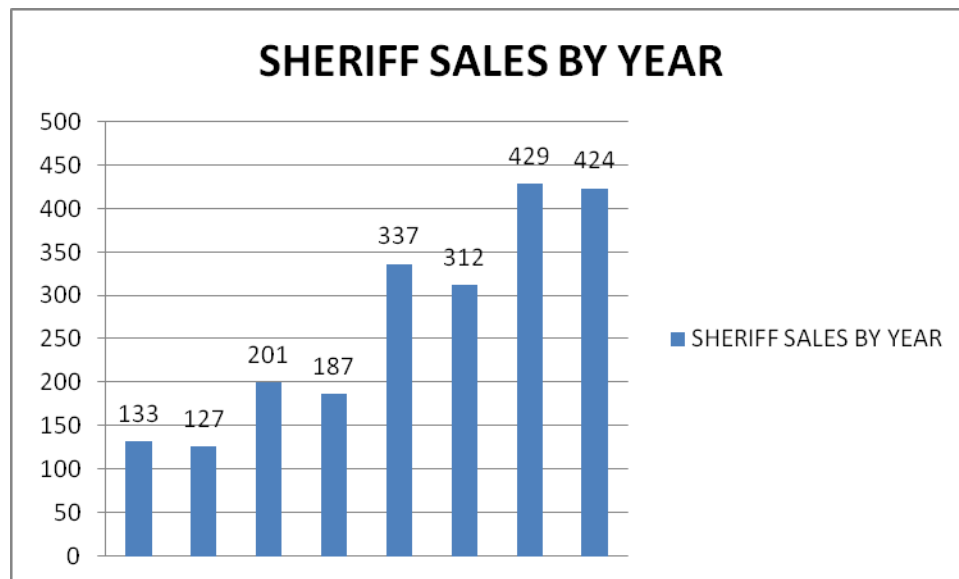
<b>January</b>	<b>43</b>
<b>February</b>	<b>34</b>
<b>March</b>	<b>29</b>
<b>April</b>	<b>47</b>
<b>May</b>	<b>57</b>
<b>June</b>	<b>49</b>
<b>July</b>	<b>36</b>
<b>August</b>	<b>29</b>
<b>September</b>	<b>41</b>
<b>October</b>	<b>31</b>
<b>November</b>	<b>00</b>
<b>December</b>	<b>28</b>
<b>Totals</b>	<b>424</b>



# FISCAL/CIVIL DIVISION STATISTICS

## SHERIFF SALES BY YEAR

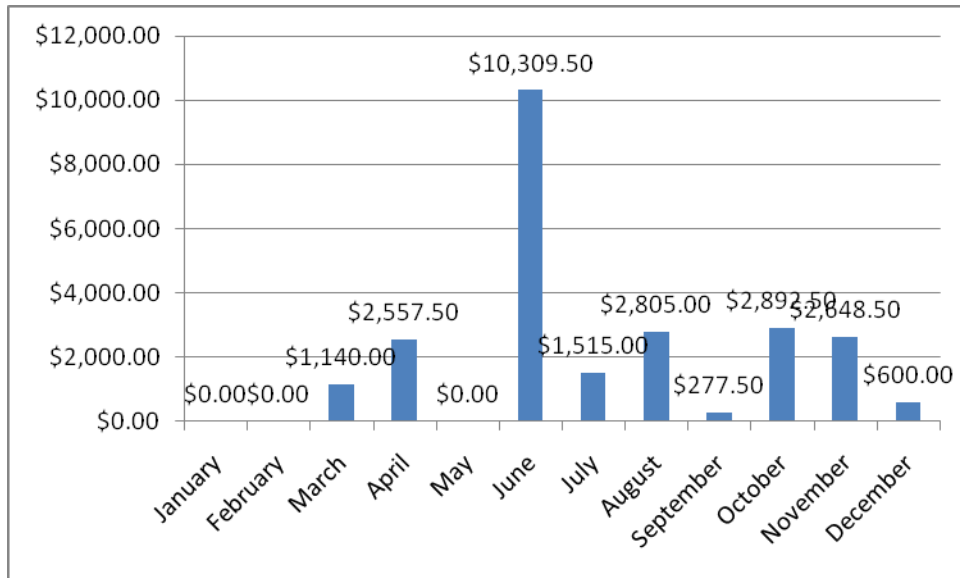
<b>2001</b>	<b>133</b>
<b>2002</b>	<b>127</b>
<b>2003</b>	<b>201</b>
<b>2004</b>	<b>187</b>
<b>2005</b>	<b>337</b>
<b>2006</b>	<b>312</b>
<b>2007</b>	<b>429</b>
<b>2008</b>	<b>424</b>



# FISCAL/CIVIL DIVISION STATISTICS

## Poundage Charged

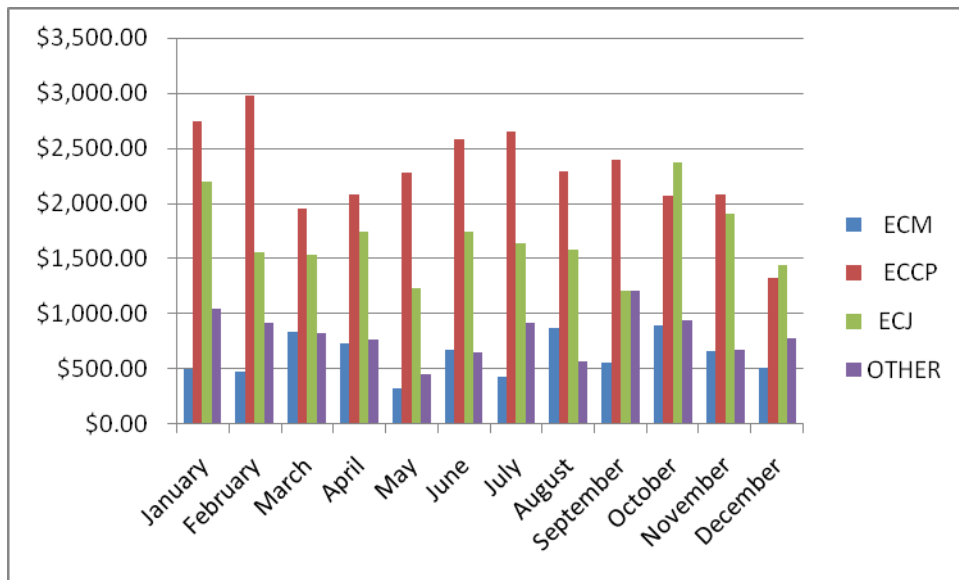
<b>January</b>	<b>\$ 000.00</b>
<b>February</b>	<b>\$ 000.00</b>
<b>March</b>	<b>\$ 1,140.00</b>
<b>April</b>	<b>\$2,557.50</b>
<b>May</b>	<b>\$ 000.00</b>
<b>June</b>	<b>\$10,309.50</b>
<b>July</b>	<b>\$ 1,515.00</b>
<b>August</b>	<b>\$ 2,805.00</b>
<b>September</b>	<b>\$ 277.50</b>
<b>October</b>	<b>\$ 3,892.50</b>
<b>November</b>	<b>\$ 2,648.52</b>
<b>December</b>	<b>\$ 600.00</b>
 <b>Totals</b>	 <b>\$ 24,745.50</b>



# FISCAL/CIVIL DIVISION STATISTICS

## Fees Charged In Dollars

	ECM	ECCP	ECJ	OTHER
January	\$498.00	\$2745.00	\$2202.00	\$1051.31
February	\$474.00	\$2975.82	\$1557.50	\$920.49
March	\$838.00	\$1954.32	\$1539.00	\$820.08
April	\$732.50	\$2080.00	\$1742.50	\$767.57
May	\$320.00	\$2276.50	\$1234.50	\$448.54
June	\$673.00	\$2576.02	\$1744.50	\$651.82
July	\$435.50	\$2649.00	\$1642.50	\$918.81
August	\$866.50	\$2287.50	\$1582.00	\$567.68
September	\$562.00	\$2394.00	\$1213.50	\$1206.52
October	\$900.50	\$2073.50	\$2375.00	\$944.68
November	\$666.00	\$2076.00	\$1912.50	\$670.92
December	\$508.00	\$1,330.00	\$1443.00	\$784.70
	\$7474.00	\$27417.66	\$20188.50	\$9753.12



Erie County Sheriff's Office  
2800 Columbus Avenue  
Sandusky, Ohio 44870

Voice 419-625-7951  
FAX 419-627-7547  
Toll Free 888-399-6065

Website <http://www.erie-county-ohio.net/sheriff/>

E-mail [sheriff@erie-county-ohio.net](mailto:sheriff@erie-county-ohio.net)

